



**KHSAA TITLE IX  
ANNUAL REPORT SUBMISSION  
STATUS REPORT  
2007-2008**

KHSAA  
Form T65  
Revised 3/08

TO: KHSAA Member School Superintendents, Principals, and Athletic Directors

FROM: Brigid L. DeVries, Commissioner  
Larry Boucher, Assistant Commissioner

Date: April 18, 2008

School	Berea Community High School	Reviewed by	Gordon D. Bocock
--------	-----------------------------	-------------	------------------

The following is a status report regarding the required 2007 - 2008 Title IX Annual Report submission of forms due into the KHSAA office by April 15, 2008. Appropriate KHSAA Audit Team personnel have reviewed these forms and the following is a summary of this review.

I. Checklist of Forms properly submitted in a satisfactory manner:

<input checked="" type="checkbox"/>	GE 19 (Annual Verification)	<input checked="" type="checkbox"/>	T-35 (Budget Expenses)
<input checked="" type="checkbox"/>	T-1 (Summary Program Chart 1)	<input checked="" type="checkbox"/>	T-36 (Budget Expenses)
<input checked="" type="checkbox"/>	T-2 (Summary Program Chart 2)	<input checked="" type="checkbox"/>	T-41 (Checklist – Overall Interscholastic Program)
<input checked="" type="checkbox"/>	T-3 (Summary Program Chart 3)	<input checked="" type="checkbox"/>	T-60 (Corrective Action Plan)
<input checked="" type="checkbox"/>	T-4 (Summary Program Chart 4)	<input checked="" type="checkbox"/>	T-63 (Interscholastic Survey Results)

II. Status

A.	<input checked="" type="checkbox"/>	2007 – 2008 Forms are satisfactory and no further information or action is necessary at this time.
B.		Errors have been noted with respect to the following forms:
C.		The following forms were omitted and must be submitted by school representatives:
D.		According to the 2007-2008 data, the school appears to be meeting the standards established in: <input checked="" type="checkbox"/> Test 1 (Athletic participation is proportionate to enrollment) <input checked="" type="checkbox"/> Test 2 (History and continuing practice of program expansion) <input checked="" type="checkbox"/> Test 3 (Full and effective accommodation of interests and abilities)
E.		Other Recommendation and Comments: Berea has some very active booster spending and it is recommended that the Gender Equity Committee continue to keep a close eye. There appears to be some slight differences in Awards spending. It is recommended that the Gender Equity Committee re-evaluate the Awards Policy for all sports. Very good report!



**KENTUCKY HIGH SCHOOL ATHLETIC ASSOCIATION  
2007-2008 ANNUAL VERIFICATION OF COMPLIANCE**

(To be submitted by April 15, 2008 along with the annual report.)

The Berea Community High School,  
(Name of High School)

certifies to the Kentucky High School Athletic Association that the representation of the facts surrounding compliance with 20 U.S.C. as Title IX)

APR 15 2008

Berea

I certify the following provisions in accordance with recent permanent Title IX file, at least one copy of which must be maintained at the school and to the best of my knowledge have completed the following:

Established a gender equity committee at the high school. (list committee members in attachment if necessary)

Name	Address	Phone	(Supt., Principal, Student, Parent, Coach, Etc.)
------	---------	-------	--

Jimmy Dyehouse	#1 Pirate Pkwy Berea, Ky 40403	859-986-4911	Athletic Director
Donna Lovell	#3 Pirate Pkwy, Berea, Ky 40403	859-986-8446	Director of Pupil Personnel
Ginger Cottrell	#1 Pirate Pkwy, Berea, Ky 40403	859-986-4911	Parent
Casey Poynter	#1 Pirate Pkwy Berea, Ky 40403	859-986-4911	Boys Coach
Jerry Bingham	#1 Pirate Pkwy Berea, Ky 40403	859-986-4911	Girls Coach
Ryan Smith	#1 Pirate Pkwy, Berea Ky 40403	859-986-4911	MALE Athlete
Chelsea Atwater	# Pirate Pkwy Berea Ky 40403	859-986-4911	Female Athlete

Scheduled a minimum of three meetings during the 2007-2008 school year on the following dates:

Nov. 14, 2007
FEB. 6, 2008
April 16, 2008

Designated the following person(s) as the Title IX coordinator for the school:

Name	Title	Address	Phone
Jimmy Dyehouse	Athletic Director	#1 Pirate Pkwy, Berea, Ky	859-986-4911

Designated the following person(s) as the Title IX coordinator for the district:

Name	Title	Address	Phone
Donna Lovell	Director of Pupil Personnel	#3 Pirate Pkwy, Berea, Ky	859-986-8446

School personnel are continuing to make periodic reviews of the boys' and girls' athletics program reflected in the Corrective Action Plan.

In addition to the above information, the above referenced school maintains a complete permanent file relative to Title IX records including copies of the self-assessment audit, all corrective action plans, and other related materials.

John M. [Signature] 4/15 2008  
Principal's Signature Date

Gay [Signature] Deena [Signature]  
Superintendent Signature School Board Chairpersons' Signature

(Send original copy to KHSAA - Maintain duplicate in Title IX school folder)

**2007-2008**  
**ACCOMMODATION OF INTERESTS AND ABILITIES**  
**SUMMARY PROGRAM CHART 1**

KHSAA  
 Form T1  
 Rev.12/07

**Participation Opportunities Test One**

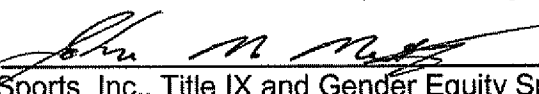
		(Column 1)	(Column 2)	(Column 3)	(Column 4)
	Program	Enrollment	Percentage of Total Enrollment	Number of Interscholastic Participants (double and triple count)	Percentage of Total Participation
Row 1	GIRLS	155	48 %	163	49 %
Row 2	BOYS	166	52 %	173	51 %
Row 3	Totals	321	100%	336	100%

Instructions:

\*Number of 8<sup>th</sup> grade students & below used in Column 3 and Column 4 calculations if applicable: 49

- Determine the total number of girls enrolled, (place in Row 1, Column 1). Determine the total number of boys enrolled, (place in Row 2, Column 1).
- Add the total number of girls and boys enrolled to determine total enrollment, (place in Row 3, Column 1).
- Calculate the percentage of total enrollment that is female. (Divide Row 1, Column 1 by Row 3, Column 1 and place in Row 1, Column 2.) Calculate the percentage of total enrollment that is male. (Divide Row 2, Column 1 by Row 3, Column 1 and place in Row 2, Column 2.) Note: Row 1, Column 2 plus Row 2, Column 2 should total 100%.
- Ask the head coaches to review the most updated eligibility or squad lists for their teams. Ask coaches to confirm the names of those individuals who are on the team as of the first **date of regular season competition**, and cross out the names of those who were cut from the team or quit the team prior to the first regular season competitive event. Determine the total number of interscholastic athletics participants that are girls, (and place in Row 1, Column 3). In order to determine the total number of athletics participants, an individual should be counted each time he or she participates on a team. For example, if Jane Doe competes on the varsity volleyball team, the junior varsity volleyball team, the junior varsity basketball team, and the varsity softball team, she should be counted as four participants (**do not include club or intramural sports participants, cheerleaders, dance teams, or pom squads**). Calculate the same way for boys and girls. \* In addition, should 8<sup>th</sup> grade students and below play on a Freshman, Junior Varsity, or Varsity team, they should also be counted for each team and sport on which they participate. If applicable, please asterisk the above notation as to how many 8<sup>th</sup> grade students & below are included in the totals.  
 Using the same procedure, determine the total number of interscholastic athletic participants that are boys, (and place in Row 2, Column 3). Add Row 1, Column 3 plus Row 2, Column 3 to get total participants and place in Row 3, Column 3.
- Calculate the percentage of female participation. (Row 1, Column 3 divided by Row 3, Column 3 and place in Row 1, Column 4.)  
 Calculate the percentage of male participation. (Row 2, Column 3 divided by Row 3, Column 3 and place in Row 2, Column 4.) Note: Row 1, Column 4 plus Row 2, Column 4 should total 100%.

Note: While being within three percent is not a formal compliance standard; if the percent listed in Row 1, Column 4 is within 3% of Row 1, Column 2, then it provides a good target within which compliance is likely.

Principal's Signature:  Date: 4/15/08

**2007-2008**  
**ACCOMMODATION OF INTERESTS AND ABILITIES**  
**SUMMARY PROGRAM CHART 2**


KHSAA  
 Form T2  
 Rev. 12/07

**Participation Opportunities Test Two**

		Column 1	Column 2	Column 3	Column 4	Column 5
Program		Number of Teams Currently Offered	Number of Participants	Number of Teams Added Since the beginning of the 2003-2004 School Year	Current Number of Participants for each team added Since the beginning of the 2003-2004 School Year	Percent of Total Participation By Sex Added Since the beginning of the 2003-2004 School Year
<b>GIRLS</b>	Row 1	varsity:	9	103	2	25
	Row 2	j.v.:	4	48	2	24
	Row 3	frosh:	1	12	0	0
	Row 4	total:	14	163	4	49
<b>BOYS</b>	Row 5	varsity:	9	127	0	0
	Row 6	j.v.:	3	38	2	45
	Row 7	frosh:	1	8	0	0
	Row 8	total:	13	173	2	45

- 1) For Column 1, list the number of interscholastic teams offered for girls and boys at each competitive level (varsity, junior varsity, and freshman). For girls, total each of the entries in Rows 1, 2, and 3 into Row 4. For boys, total Rows 5, 6, and 7 into Row 8.
- 2) For Column 2, list the number of participants at each level. For girls, total each of the entries in Rows 1, 2, and 3 into Row 4. For boys, total Rows 5, 6, and 7 into Row 8. **Note:** The totals in Row 4 for girls and in Row 8 for boys must be the same as the totals in Form T-1, Column 3, Rows 1 and 2 respectively.
- 3) For Column 3, list the number of interscholastic teams that have been added in the last five years at each competitive level. Count each team added during the 5 year period only one time. e.g. Girl's junior varsity soccer was added 3 years ago, count the team only once, not 3 times. For girls, total the entries in Rows 1, 2, and 3 into Row 4. For boys, total Rows 5, 6, and 7 into Row 8.
- 4) For Column 4, list the number of participants that are **currently** on each level of the teams that were added in the last five years. If a team was added previously but no longer exists, there are no current participants to be added for that team. For girls, total the entries in Rows 1, 2, and 3 into Row 4. For boys, total Rows 5, 6, and 7 into Row 8.
- 5) For Column 5, calculate the percentage of participants that have been added in the last five years. For girls, take the number in Column 4, Row 4 and divide by the number in Column 2, Row 4. For boys, take the number in Column 4, Row 8 and divide it by the number in Column 2, Row 8.

Note: If the percentage of current participants added in the last five years is 25% or greater, compliance with Test Two may be possible. If less than 25%, then compliance with Test Three should be analyzed. **CAUTION:** 25% is not a formal compliance standard.

Principal's Signature:  Date: 4/15/08


**2007-2008**  
**ACCOMMODATION OF INTERESTS AND ABILITIES**  
**SUMMARY PROGRAM CHART 3**

**Participation Opportunities Test Three**

FOR ANY QUESTION ANSWERED "YES" IDENTIFY THE RESPECTIVE SPORT(S).

	GIRLS (Yes / No)		BOYS (Yes / No)
1. For a sport <u>not</u> currently offered in your interscholastic athletics program, is there sufficient interest to form a viable interscholastic team based on participation on an intramural team.	NO		NO
2. For a sport <u>not</u> currently offered, is there sufficient interest, based on the responses to your most recent Student Interest Survey, to form a viable interscholastic team for a sport not currently offered. If yes, what sport?	NO		NO
3. For a sport currently offered at the junior varsity or freshman level is there sufficient interest, based on your most recent Student Interest Survey, to form a varsity team not currently offered?	NO		NO
4. For a sport currently offered at the varsity level only, is there sufficient interest, based on your most recent Student Interest Survey, to form a viable team for a junior varsity or freshman team that is not currently offered?	NO		NO
5. If you answered YES to question (1), (2), (3), or (4), are there enough high schools in the geographic area offering the sport (at the appropriate level) to allow for the development of a reasonable schedule of competition?	N/A		N/A

Plans to Address Interest:


Principal's Signature:  Date: 4/15/08

**2007-2008  
ACCOMODATION OF INTERESTS AND ABILITIES  
SUMMARY PROGRAM CHART 4**

**Levels of Competition Test One**

		Column 1	Column 2	Column 3
Girls	Team Levels	Number of Teams Currently Offered	Number of Participants	Percentage of Participants at Each Level
Row 1	varsity:	9	103	63 %
Row 2	j.v.:	4	48	29 %
Row 3	frosh:	1	12	8 %
Row 4	total:		163	100%
<b>Boys</b>				
Row 5	varsity:	9	127	73 %
Row 6	j.v.:	3	38	22 %
Row 7	frosh:	1	8	5 %
Row 8	total:		173	100%

- 1) Column 1, list the number of interscholastic teams offered for girls and boys at each competitive level; varsity, junior varsity, and freshman. (Refer to Form T-2, Accommodation of Interests and Abilities, Summary Program Chart 2, Column 1.)
- 2) For Column 2, list the number of participants at each level. For girls, total the entries in Rows 1, 2, and 3 into Row 4. For boys, total the entries in Rows 5, 6, and 7 into Row 8. (Refer to Form T-2, Accommodation of Interests and Abilities, Summary Program Chart 2, Column 2.)
- 3) For Column 3, calculate the percentage of female and male participants at each level.  
For girls' varsity, junior varsity, and frosh, respectively:
  - Divide Column 2, Row 1 by Column 2, Row 4, and place the percentage in Column 3, Row 1
  - Divide Column 2, Row 2 by Column 2, Row 4, and place the percentage in Column 3, Row 2.
  - Divide Column 2, Row 3 by Column 2, Row 4, and place the percentage in Column 3, Row 3.
 For boys' varsity, junior varsity, and frosh, respectively:
  - Divide Column 2, Row 5 by Column 2, Row 8, and place the percentage in Column 3, Row 5.
  - Divide Column 2, Row 6 by Column 2, Row 8, and place the percentage in Column 3, Row 6.
  - Divide Column 2, Row 7 by Column 2, Row 8, and place the percentage in Column 3, Row 7.

Principal's Signature:  Date: 4/15/08

**2007-2008  
ACTUAL EXPENDITURES - PROGRAM COMPARISON CHART 1  
TO INCLUDE BOOSTER CLUB FUNDING**

	equipment and supplies		travel		awards		coaches' salaries (to include supplemental and extended employment; dollar amount required)		facilities improvements		publications (if sport-specific)	
	Expenditures		Expenditures		Expenditures		Expenditures		Expenditures		Expenditures	
	School	Booster	School	Booster	School	Booster	School	Booster	School	Booster	School	Booster
G basketball	1,200.00	6,749.00	2,951.00	17,330.00	65.00	520.00	22,600.00	3	0	0	500.00	0
B basketball	1,200.00	5,358.00	2,380.00	2,089.00	75.00	588.00	22,600.00	3	0	0	500.00	262.00
G softball	700.00	1,096.00	1,314.00	0	50.00	350.00	4,100.00	2	0	0	100.00	0
B baseball	700.00	1,555.00	1,526.00	0	60.00	0	4,100.00	2	0	0	100.00	0
G cross country	350.00	1,240.00	300.00	0	20.00	0	1,200.00	1	0	0	100.00	0
B cross country	350.00	1,240.00	300.00	0	20.00	0	1,200.00	1	0	0	100.00	0
G golf	700.00	416.00	500.00	60.00	30.00	0	1,650.00	1	0	0	100.00	0
B golf	700.00	416.00	1,387.00	60.00	35.00	0	1,650.00	1	0	0	100.00	0
G soccer	1,000.00	1,534.00	1,573.00	0	75.00	0	5,550.00	2	0	0	100.00	0
B soccer	1,000.00	0	1,472.00	0	80.00	0	5,550.00	2	0	0	100.00	0
G swimming	350.00	20.00	221.00	0	50.00	0	1,150.00	1	0	0	100.00	0
B swimming	350.00	20.00	221.00	0	25.00	0	1,150.00	1	0	0	100.00	0

1. Total expenditures on T-35 and T-36 on the 2007-2008 year report due by April 15, 2008, should reflect the total monies spent (rounded off to nearest dollar) for the entire school year of 2006-2007 ending June 30, 2007.

2. Booster Club Funding/Contributions must be included in the above expenditures total. (Note: It is illegal for coaches to be paid by Booster Clubs - Reference KHSAA Bylaw 27)

Principal's Signature:  Date: 4/15/08

**2007-2008  
ACTUAL EXPENDITURES - PROGRAM COMPARISON CHART 2  
TO INCLUDE BOOSTER CLUB FUNDING**

	equipment and supplies		travel		awards		coaches' salaries (to include supplemental and extended employment; dollar amount required)		facilities improvements		publications (if sport-specific)	
	Expenditures		Expenditures		Expenditures		Expenditures		Expenditures		Expenditures	
	School	Booster	School	Booster	School	Booster	School	Booster	School	Booster	School	Booster
G track	350.00	530.00	626.00	0	35.00	0	2,300.00	0	0	0	100.00	0
B track	350.00	530.00	626.00	0	50.00	0	2,300.00	0	0	0	100.00	0
G tennis	350.00	0	222.00	0	40.00	0	1,650.00	0	0	0	100.00	0
B tennis	350.00	0	222.00	0	45.00	0	1,650.00	0	0	0	100.00	0
G volleyball	700.00	663.00	1,498.00	0	65.00	0	1,650.00	0	0	0	100.00	0
B wrestling	0	0	0	0	0	0	0	0	0	0	0	0
G (list sport)	0	0	0	0	0	0	0	0	0	0	0	0
B football	5,000.00	4,590.00	2,076.00	4,393.00	0	4,000.00	14,800.00	4	1	0	500.00	0
G (list sport)	0	0	0	0	0	0	0	0	0	0	0	0
B (list sport)	0	0	0	0	0	0	0	0	0	0	0	0

1. Total expenditures on T-35 and T-36 on the 2007-2008 year report due by April 15, 2008, should reflect the total monies spent (rounded off to nearest dollar) for the entire school year of 2006-2007 ending June 30, 2007.

2. Booster Club Funding/Contributions must be included in the above expenditures totals. Indicate percentage of total expenditures for each gender: (If disparities are obvious, list on your Corrective Action Plan (T-60) what action you will take to correct the problem).

Gender	Expenditures	Percentage
Boys	\$ 92,401.00	54%
Girls	\$ 78,995.00	46%
<b>Total:</b>	<b>\$ 171,396.00</b>	<b>100%</b>

173,924.00

Principal's Signature: \_\_\_\_\_

Date: 4/15/08



**2007-2008 KHSAA TITLE IX ATHLETICS AUDIT**  
**Checklist - Overall Interscholastic Athletics Program**

KHSAA  
 Form T41  
 Rev. 12/07

**DIRECTIONS:**

For the Areas of Compliance (Opportunities and Benefits) listed on the left hand side of the page, place a checkmark under the appropriate column identifying whether your school provided an advantage to the Girls' Program, or to the Boys' Program or to Neither Program. A review of T-35 and T-36 spending patterns might be helpful in completing this form.

Areas of Compliance:	ADVANTAGE TO:		
	GIRLS' PROGRAM	BOYS' PROGRAM	NEITHER PROGRAM
<b>OPPORTUNITIES</b>			
Accommodation of Interest and Abilities			✓
<b>BENEFITS</b>			
Equipment and Supplies			✓
Scheduling of Games and Practice Time			✓
Travel and Per Diem Allowances			✓
Coaching			✓
Locker Rooms, Practice and Competitive Facilities			✓
Medical and Training Facilities and Services			✓
Publicity			✓
Support Services			✓
Athletic Scholarships			✓
Tutoring			✓
Housing and Dining Facilities and Services			✓
Recruitment of Student Athletes			✓

If an advantage is shown, corrective action should be shown on T-60 (Corrective Action Plan).

Principal's Signature: John M. [Signature] Date: 4/15/08

2007-2008  
TITLE IX

CORRECTIVE ACTION PLAN

**DIRECTIONS:**

- For Column 1, indicate the intended area (Opportunities or Benefits) which needs corrective action in order to achieve gender equity. For Column 2, write the suggested change or activities that will correct the area in need of alteration. For Column 3, include the estimated completion date for the changes or activities.
- It is possible to attain compliance with Title IX and no longer need "corrective" action. However, the KHSAA strongly encourages compliant schools to identify items for improvement (Column 1), activities to accomplish the improvement (Column 2) and a timetable for completion (Column 3) that will strengthen the athletic program.
- You may copy this form as needed. Please attach corrective action plans along with audit forms and submit by April 15, 2008.

COLUMN 1 ITEM FOR CORRECTION/ IMPROVEMENT	COLUMN 2 SUGGESTED CHANGE/ ACTIVITIES	COLUMN 3 TIME TABLE FOR CORRECTIVE ACTION/ AND OR COMPLETION DATE
Continue To Be Compliant in All Areas of opportunities and Benefits	Revise/Edit Athletic Handbook with Policies To Cover Areas of Benefits and Compliance with Title IX	SBDM will have First Reading of Handbook in June / Final Reading and Adoption By August 2008.
Give ALL Athletic Teams Equal opportunity To use practice Facilities.	Develop A new practice/Gym Schedule This FALL.	New Gym Will Be Completed By December Of 2008.

Principal's Signature: 

Date: 4/15/08



2007-2008 INTERSCHOLASTIC  
ATHLETICS SURVEY  
Summary of Student Responses

KHSAA  
Form T63  
Rev.12/07

School Name: Berea Community High School

Enrollment  
(9-12 Grade): 321 (SHOULD AGREE WITH FORM T-1, COLUMN 1, ROW 3)

Number of 9-11 Grade Students Surveyed: 198

Number of 8<sup>th</sup> Grade Students Surveyed: 102

Date: 4/9/08

Completed By: Jimmy Dyehouse

**Instructions:**

1. Summarize the Student Athletics Interest Surveys Form T-61 by listing the total number of responses on the line next to each sport.
2. Under the Other Category please provide a listing of the sports as well as the number of students who are interested in participating.
3. Please sign and date this Summary Form (T-63) and mail this Summary Form only to the KHSAA by April 15, 2008. Do not mail the student surveys (Form T-61). However, these Forms should be maintained in your files in the event they are requested subsequently.

300 Number of Surveys  
257 Total Returned (*A minimum of 80% return is expected*)  
8-11 Grades Surveyed (*Should be grades 9-11 and 8<sup>th</sup> grade if school has a feeder system*)

How Was The Survey Administered? All English Classes  
(e.g. was it given in all English classes, or all home rooms, or advisee/advisor?)

**KHSAA Sanctioned Fall Sports** (*List Total Number of Participation Responses*)

10 Cross Country (Girls)  
8 Cross Country (Boys)  
51 Football (Boys)  
5 Golf (Girls)  
14 Golf (Boys)  
27 Soccer (Girls)  
31 Soccer (Boys)  
39 Volleyball (Girls)

**Winter Sport** (List Total Number of Participation Responses)

Form T-63  
Rev. 12/07

21 Basketball (Girls)  
30 Basketball (Boys)  
1 Indoor Track (Girls)  
0 Indoor Track (Boys)  
17 Swimming & Diving (Girls)  
6 Swimming & Diving (Boys)  
7 Wrestling (Boys)

**Spring Sport** (List Total Number of Participation Responses)

27 Baseball (Boys)  
22 Fast Pitch Softball (Girls)  
13 Tennis (Girls)  
11 Tennis (Boys)  
17 Track (Girls)  
14 Track (Boys)

**Non-KHSAA Championship Sports** (From Student Survey T-61 Question 10)

41 Archery  
21 Field Hockey  
19 Bowling  
2 Gymnastics (Boys)  
36 Gymnastics (Girls)  
11 Ice Hockey  
6 Lacrosse (Boys)  
8 Lacrosse (Girls)  
21 Rifle  
18 Rodeo  
12 Slow Pitch Softball  
4 Volleyball (Boys)  
3 Water Polo  
22 Weightlifting

**Number of Students who participate in Intramural Sports**  
(From Student Survey T-61 Question 5)

<u>Sport</u>	<u>Number</u>
Volleyball	18
Basketball	23
Hockey	2
Powder Puff Football	4
Soccer	8
Swimming	6

**List Intramural Sports students are interested in adding:**

(From Student Survey T-61 Question 6)

<u>Sport</u>	<u>Number</u>
Hockey	4
Soccer	3
Basketball	7
Lacrosse	4
paintball	3

**Participation in Non-School Sports Activities**

(From Student Survey T-61 Question 7)

<u>Sport</u>	<u>Number</u>
Weightlifting	2
Dance	7
Gymnastics	4
Swimming	8
League Softball	6

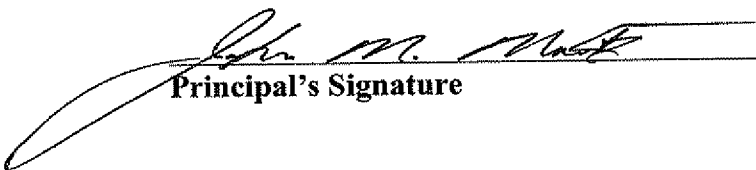
**Reasons for not participating in interscholastic athletics**

(From Survey Question 8)

- 12 I prefer other activities such as band, chorus, etc.
- 24 I don't have time
- 2 The practice schedules and game times are inconvenient
- 17 The sport I like isn't offered
- 3 It's too expensive
- 2 I prefer to participate in club or intramural sports
- 6 Working
- 16 Other:

**Student Suggestions to encourage participation**

Help Students who don't have money for sports and equipment.  
MAKE Cheerleading A sport.  
Select Better Coaches.

  
 Principal's Signature

4/15/08  
 Date